

# LAMPADA PICCOLA

**CORPO:**  
Alluminio pressofuso

**COLORI DISPONIBILI:**

- 1 = Nero
- 3 = Nero/argento
- 4 = Nero/verde
- 6 = Nero/ramato

**DIFFUSORE:**  
Policarbonato trasparente

- 1L = 1 Luce
- 2L = 2 Luci
- 3L = 3 Luci

**E27**



**CLASSE EFFICENZA ENERGETICA**  
A+ ÷ E

IP 44




**F = BASE FUSIONE UNICA**

**E = BASE CON SPORTELLO ISPEZIONE**




F

E



ART. 250  
.1.3.4.6



ART. 251  
.1.3.4.6



ART. 252  
.1.3.4.6

IP 43

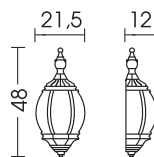


ART. 253B  
.1.3.4.6

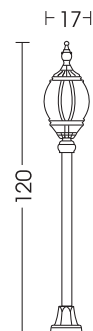
ATTACCO  
PER PALO Ø 60 mm



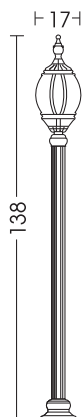
ART. 25R1  
.1.3.4.6



ART. 255  
.1.3.4.6



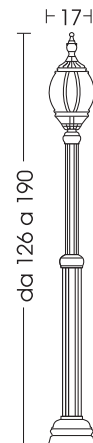
ART. 25R2  
.1.3.4.6




ART. 25R3  
.1.3.4.6



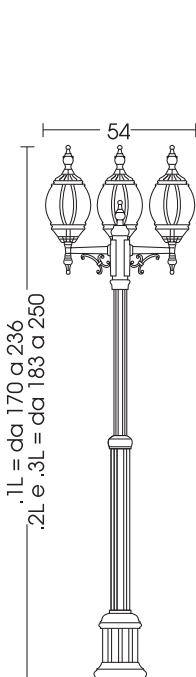
ART. 25R4  
.1.3.4.6



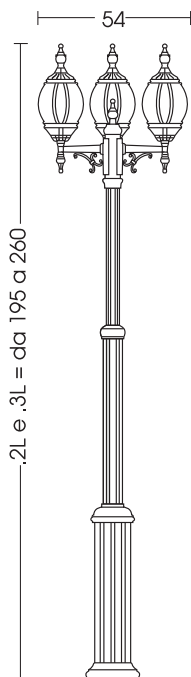
ART. 25R5  
.1.3.4.6



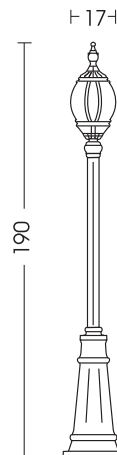
ART. 25R6.1L  
ART. 25R6.2L  
ART. 25R6.3L  
.1.3.4.6



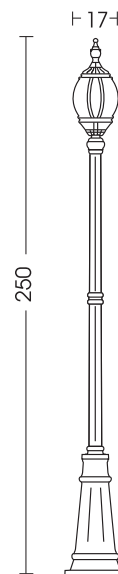
ART. 25R7.1L  
ART. 25R7.2L  
ART. 25R7.3L  
.1.3.4.6



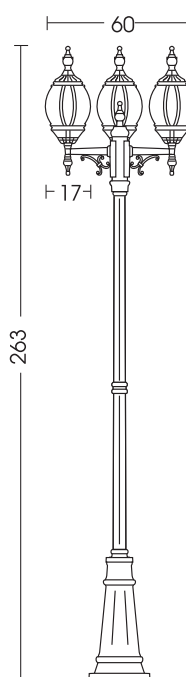
ART. 25R8.2L  
ART. 25R8.3L  
.1.3.4.6



ART. 25F7  
ART. 25E7  
.1.3.4.6



ART. 25F8.1L  
ART. 25E8.1L  
.1.3.4.6



ART. 25F8.2L  
ART. 25F8.3L  
ART. 25E8.2L  
ART. 25E8.3L  
.1.3.4.6









ART. 25R1.4



ART. 25R2.4



ART. 25R7.3L.4







# LAMPADA GRANDE

**CORPO:**  
Alluminio pressofuso

**COLORI DISPONIBILI:**  
1 = Nero  
3 = Nero/argento  
4 = Nero/verde  
6 = Nero/ramato

**DIFFUSORE:**  
Policarbonato trasparente

1L = 1 Luce  
2L = 2 Luci  
3L = 3 Luci

6 E27



LED bulb lampadina a LED



**CLASSE EFFICENZA ENERGETICA**  
A+÷ E

IP 44




**F = BASE FUSIONE UNICA**

**E = BASE CON SPORTELLO ISPEZIONE**

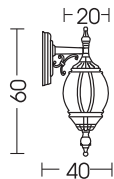


F

E



ART. 270  
.1.3.4.6



ART. 271  
.1.3.4.6



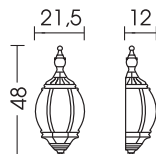
ART. 272  
.1.3.4.6  
IP 43



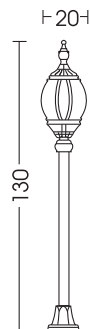
ART. 273B  
.1.3.4.6  
ATTACCO  
PER PALO Ø 60 mm



ART. 27R1  
.1.3.4.6



ART. 255  
.1.3.4.6



ART. 27R2  
.1.3.4.6



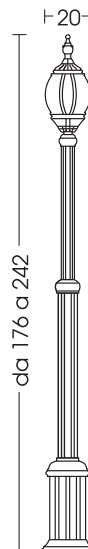
ART. 27R3  
.1.3.4.6



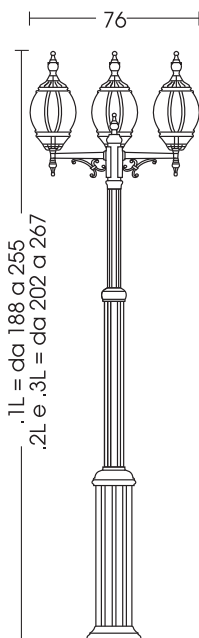
ART. 27R4  
.1.3.4.6



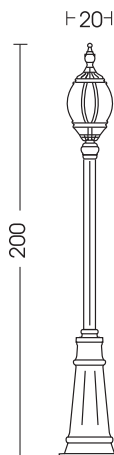
ART. 27R6  
.1.3.4.6



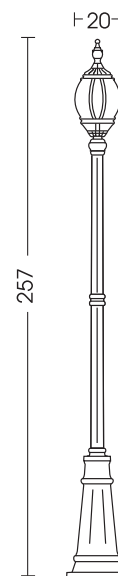
ART. 27R7  
.1.3.4.6



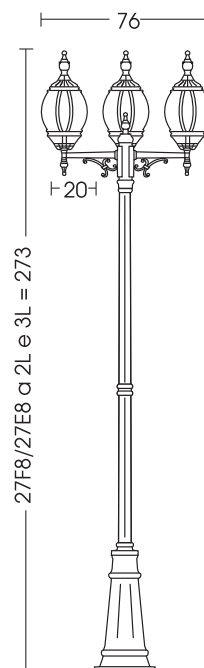
ART. 27R8.1L  
ART. 27R8.2L  
ART. 27R8.3L  
.1.3.4.6



ART. 27F7  
ART. 27E7  
.1.3.4.6

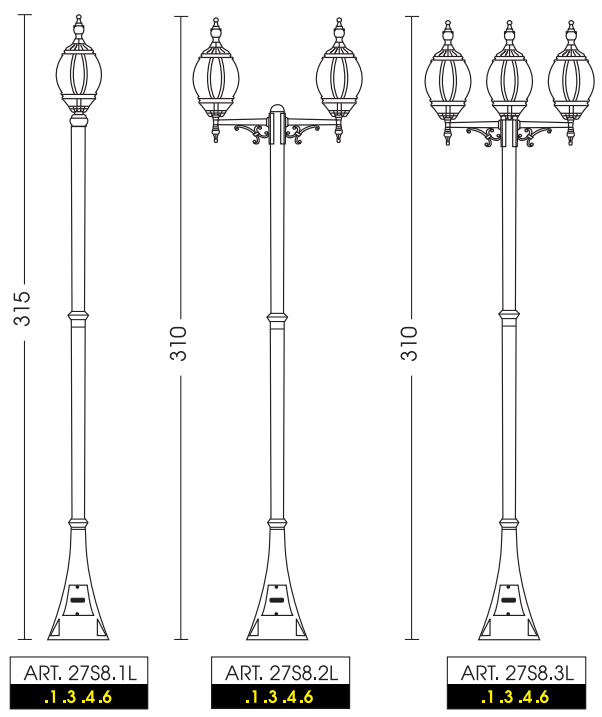


ART. 27F8.1L  
ART. 27E8.1L  
.1.3.4.6



ART. 27F8.2L  
ART. 27F8.3L  
ART. 27E8.2L  
ART. 27E8.3L  
.1.3.4.6





ART. 27R9.3L.4





ART. 270.4



ART. 27R3.4







# LAMPADA MAXI

**CORPO:**  
Alluminio pressofuso

**COLORI DISPONIBILI:**  
1 = Nero  
3 = Nero/argento  
4 = Nero/verde  
6 = Nero/ramato

**DIFFUSORE:**  
Policarbonato trasparente

1L = 1 Luce  
2L = 2 Luci  
3L = 3 Luci

6 E27



LED bulb  
lampadina a LED



**CLASSE EFFICENZA ENERGETICA**  
A+ ÷ E

IP 44



**F = BASE FUSIONE UNICA**


**E = BASE CON SPORTELLO ISPEZIONE**



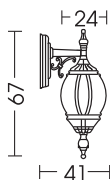
F



E



ART. 280  
.1.3.4.6



ART. 281  
.1.3.4.6



ART. 282  
.1.3.4.6

IP 43

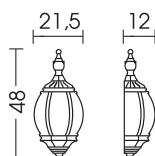


ART. 283B  
.1.3.4.6

ATTACCO  
PER PALO Ø 60 mm



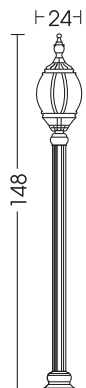
ART. 28R1  
.1.3.4.6



ART. 255  
.1.3.4.6



doppio isolamento



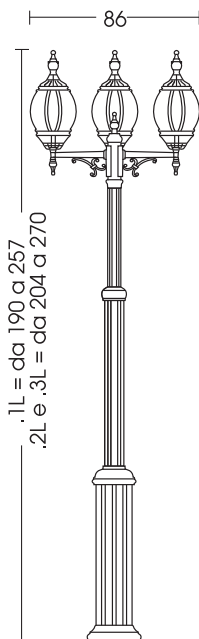
ART. 28R3  
.1.3.4.6



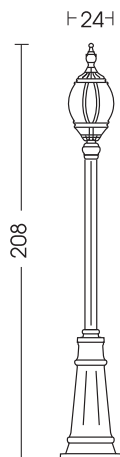
ART. 28R4  
.1.3.4.6



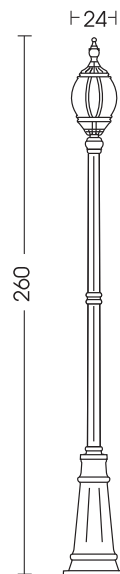
ART. 28R6  
.1.3.4.6



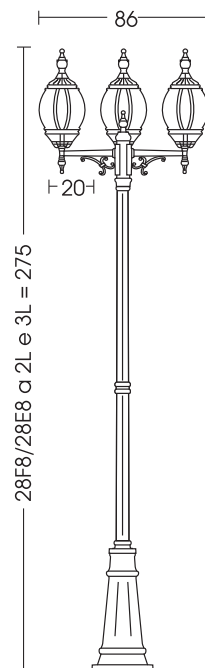
ART. 28R8.1L  
ART. 28R8.2L  
ART. 28R8.3L  
.1.3.4.6



ART. 28F7  
ART. 28E7  
.1.3.4.6



ART. 28F8.1L  
ART. 28E8.1L  
.1.3.4.6



ART. 28F8.2L  
ART. 28F8.3L  
ART. 28E8.2L  
ART. 28E8.3L  
.1.3.4.6



